

# Fabrication program



# Safety EN

Full lift safety valve with spring loading. (AIT)



EP

AP

ES

CP

**Mod. 496**








EP

AP

ES

CP

**Mod. 495**

Connection: Flange x Flange  
DN1 x DN2: 20x32 to 200x300  
Material:  Cast iron. PN-16  
 Nodular iron. PN-40. 350°C  
 Carbon steel PN-40  
 Stainless steel PN-40  
Seal:  Metal

The valve works as an automatic pressure releasing regulator activated by the static pressure existing at the entrance to the valve and is characterized by its ability to open instantly and totally. Design in accordance with "International Standard ISO 4126-1 Safety Valves".

Depending on version








-60°C to +450°C



0,20 bar to 40,00 bar



Steam/Gases/Liquids

Connection: Female thread x Female thread  
FR1 x FR2: 3/4"x1 1/4" and 1"x1 1/2"  
Material:  Cast iron. PN-16  
 Nodular iron. PN-40. 350°C  
 Carbon steel PN-40  
 Stainless steel PN-40  
Seal:  Metal

The valve works as an automatic pressure releasing regulator activated by the static pressure existing at the entrance to the valve and is characterized by its ability to open instantly and totally. Design in accordance with "International Standard ISO 4126-1 Safety Valves".

Depending on version



-60°C to +450°C



0,20 bar to 40,00 bar



Steam/Gases/Liquids



EP

AP

ES

CP

EP

AP



ES

CP

## Mod. 596



## Mod. 696

Connection: Flange x Flange  
DN1 x DN2: 25x32 to 400x500

Material:  Carbon steel.  
PN-25/40/63/100/160. PMS-62 bar  
 Stainless steel  
PN-25/40/63/100/160. PMS-62 bar

Seal:  Metal

Connection: Flange x Flange  
DN1 x DN2: 25x40 to 300x400

Material:  Carbon steel.  
PN-25/40/63/100/160. PMS-95 bar  
 Stainless steel  
PN-25/40/63/100/160. PMS-95 bar

Seal:  Metal

The valve works as an automatic pressure releasing regulator activated by the static pressure existing at the entrance to the valve and is characterized by its ability to open instantly and totally. Design in accordance with "International Standard ISO 4126-1 Safety Valves".

The valve works as an automatic pressure releasing regulator activated by the static pressure existing at the entrance to the valve and is characterized by its ability to open instantly and totally. Design in accordance with "International Standard ISO 4126-1 Safety Valves".

Depending on version



-60°C to +420°C



0,20 bar to 62,00 bar



Steam/Gases/Liquids

Depending on version



-60°C to +420°C



60,00 bar to 95,00 bar



Steam/Gases/Liquids



# Safety EN

Full lift safety valve with spring loading. (AIT)



EP

AP

ES

AS

**Mod. 695**



EP



AP





ES

AS

**Mod. 895 CRYOGENIC**

Connection: Male thread x Female thread  
MR1 x FR2: 3/8"x1/2" to 1"x1"

Material:  Bronze. PS-36 bar  
 Stainless steel PS-36 bar

Seal:  PTFE (Teflon)  
 Silicone's rubber  
 Fluoroelastomer (Viton)  
 PerFluoroelastomer (FFKM)

The valve works as an automatic pressure releasing regulator activated by the static pressure existing at the entrance to the valve and is characterized by its ability to open instantly and totally. Design in accordance with "International Standard ISO 4126-1 Safety Valves".

Depending on version



-60°C to +250°C





0,20 bar to 36,00 bar



Steam/Gases/Liquids

Connection: Male thread x Female thread  
MR1 x FR2: 3/8"x1/2" to 1"x1"

Material:  Bronze. PS-36 bar  
 Stainless steel PS-36 bar

Seal:  PTFE (Teflon)

The valve works as an automatic pressure releasing regulator activated by the static pressure existing at the entrance to the valve and is characterized by its ability to open instantly and totally. Design in accordance with "International Standard ISO 4126-1 Safety Valves".

Depending on version



-196°C to +60°C



0,20 bar to 36,00 bar



Steam/Gases/Liquids



EP

AP

ES

AS

## Mod. 995

Connection: Male thread x Female thread  
MR1 x FR2: 3/8"x1/2" and 1/2"x1/2"  
Material: Stainless steel PS-144 bar  
Seal: PTFE (Teflon)

The valve works as an automatic pressure releasing regulator activated by the static pressure existing at the entrance to the valve and is characterized by its ability to open instantly and totally. Design in accordance with "International Standard ISO 4126-1 Safety Valves".

Depending on version



-60°C to +200°C



36,01 bar to 144,00 bar



Steam/Gases/Liquids



EP

AP

ES

AS

## Mod. 694 CLAMP

Connection: Flange clamp x Flange clamp  
DN1 x DN2: 10 x15 to 25 x 25  
Material: Stainless steel PN-16  
Seal: PTFE (Teflon)  
 Silicone's rubber  
 Fluoroelastomer (Viton)  
 PerFluoroelastomer (FFKM)

The valve works as an automatic pressure releasing regulator activated by the static pressure existing at the entrance to the valve and is characterized by its ability to open instantly and totally. Design in accordance with "ASME code section VIII Div.1". Materials according ASME code section II and ASTM. Connections according ISO 2852 standard.

Depending on version



-60°C to +200°C



0,20 bar to 16,00 bar



Steam/Gases/Liquids

# Safety EN

## Normal opening safety valve. (AN)



EP

AP

ES

CP

### Mod. 494



EP

AP

ES

### Mod. 295



EP

AP

ES

### Mod. 395

Connection: Flange x Flange  
DN1 x DN2: 25x25 to 200x200  
Material: Cast iron. PN-16  
 Nodular iron. PN-40. 350°C  
 Carbon steel PN-40  
 Stainless steel PN-40  
Seal: Metal

The valve works as an automatic pressure releasing regulator activated by the static pressure existing at the entrance to the valve and is characterized by its ability to open, at the first proportional to the pressure increase, and after instantly and totally. Design in accordance with "International Standard ISO 4126 -1 Safety Valves".

Depending on version



-60°C to +450°C



0,20 bar to 40,00 bar



Steam/Gases/Liquids

Connection: Male thread x Female thread  
R1 x R2: 1/2"x1" to 1 1/4" x 2"  
Material: Bronze. PMS-25 bar  
 Carbon steel PMS-25 bar  
 Stainless steel PMS-25 bar  
Seal: PTFE (Teflon)  
 Silicone's rubber  
 Fluoroelastomer (Viton)

The valve works as an automatic pressure releasing regulator activated by the static pressure existing at the entrance to the valve and is characterized by its ability to open, at the first proportional to the pressure increase, and after instantly and totally. Design in accordance with "International Standard ISO 4126 -1 Safety Valves".

Depending on version



-60°C to +250°C



0,20 bar to 25,00 bar



Steam/Gases/Liquids

Conexión: Male thread x Female thread  
G1xG2: 1/4" x 1" to 1 1/4" x 2"  
Material: Carbon steel. PMS-25 bar  
 Stainless steel. PMS-25 bar  
Seal: PTFE (Teflon)  
 Fluoroelastomer (Viton)

The valve works as an automatic pressure releasing regulator activated by the static pressure existing at the entrance to the valve and is characterized by its ability to open, at the first proportional to the pressure increase, and after instantly and totally. Design in accordance with "International Standard ISO 4126 -1 Safety Valves".

Depending on version



-60°C to +260°C



25,10 bar to 70,00 bar



Steam/Gases/Liquids





EP

AP

ES

AP

ES

AP

ES

## Mod. 296

## Mod. 095

## Mod. 096

Connection: Flange x Flange  
DN1 x DN2: 15x25 to 32x50

Material: ■ Bronze. PMS-25 bar  
■ Carbon steel PMS-25 bar  
■ Stainless steel PMS-25 bar  
Seal: ○ PTFE (Teflon)  
○ Silicone's rubber  
○ Fluoroelastomer (Viton)

Connection: Male thread x Female thread  
R1 x R2: 1/4"x1/4" to 4"x4"

Material: ■ Bronze/Brass. PN-16  
■ Mixed (Bronze/Brass. - S.steel). PN-25  
Seal: ■ Stainless steel PN-25  
○ PTFE (Teflon)  
○ Silicone's rubber  
○ Fluoroelastomer (Viton)

Connection: Flange x Female thread  
DN1 x R2: 8x1/4" to 100x4"

Material: ■ Bronze/Brass. PN-16  
■ Mixed (Bronze/Brass. - S.steel). PN-25  
Seal: ■ Stainless steel PN-25  
○ PTFE (Teflon)  
○ Silicone's rubber  
○ Fluoroelastomer (Viton)

The valve works as an automatic pressure releasing regulator activated by the static pressure existing at the entrance to the valve and is characterized by its ability to open, at the first proportional to the pressure increase, and after instantly and totally. Design in accordance with "International Standard ISO 4126 -1 Safety Valves".

The valve works as an automatic pressure releasing regulator activated by the static pressure existing at the entrance to the valve and is characterized by its ability to open, at the first proportional to the pressure increase, and after instantly and totally. Design in accordance with "International Standard ISO 4126 -1 Safety Valves".

The valve works as an automatic pressure releasing regulator activated by the static pressure existing at the entrance to the valve and is characterized by its ability to open, at the first proportional to the pressure increase, and after instantly and totally. Design in accordance with "International Standard ISO 4126 -1 Safety Valves".

Depending on version



Depending on version



Depending on version



# Safety EN

## Progressive opening safety relief valve. (AP)



### Mod. 194

Connection: Flange x Flange  
 DN1 x DN2: 25x25 to 200x200  
 Material:  Cast iron, PN-16  
                Nodular iron, PN-40, 350°C  
                Carbon steel PN-40  
                Stainless steel PN-40  
 Seal:  Metal

The valve works as an automatic pressure relief regulator acting by the static pressure at the valve inlet. Design in accordance with "International Standard ISO 4126-1 Safety Valves".

Depending on version



-60°C to +450°C








0,05 bar to 0,2 bar



Steam/Gases/Liquids

### Mod. 195

Connection: Female thread x Female thread  
 do x R2: 3/4"x1 1/4" to 1"x1 1/2"  
 Material:  Cast iron, PN-16  
                Nodular iron, PN-40, 350°C  
                Carbon steel PN-40  
                Stainless steel PN-40  
 Seal:  Metal

The valve works as an automatic pressure relief regulator acting by the static pressure at the valve inlet. Design in accordance with "International Standard ISO 4126-1 Safety Valves".

Depending on version



-60°C to +450°C



0,05 bar to 0,2 bar








Steam/Gases/Liquids



## Vacuum breaker safety valve




**Mod. 196**

Connection: Flange x Flange  
 DN1 x DN2: 20x32 to 200x300  
 Material:  Cast iron. PN-16  
                Nodular iron. PN-40. 350°C  
                Carbon steel PN-40  
                Stainless steel PN-40  
 Seal:  Metal

The valve works as an automatic pressure relief regulator acting by the static pressure at the valve inlet. Design in accordance with "International Standard ISO 4126-1 Safety Valves".

Depending on version





  
 -60°C to +450°C

  
 0,05 bar to 0,2 bar

  
 Steam/Gases/Liquids




**Mod. 795**

Connection: Male thread x Free admission  
 MR1 x 6ØB: 3/8"x6ØB to 1"x6ØB  
 Material:  Brass. PN-16  
                Stainless steel PN-16  
 Seal:  Silicone's rubber  
                Fluoroelastomer (Viton)

The valve acts as an automatic regulator of pressure drops and prevents the creation of a vacuum inside pressurised installations or vessels.

Depending on version


  
 -50°C to +150°C

  
 -0,05 bar to -0,40 bar

  
 Gases

# Safety ASME

Full lift safety valve with spring loading. (AIT)



EP

AP

ES

CP

**Mod. 486**






EP

AP

ES

CP

**Mod. 485**

Connection: Flange x Flange  
NPS1 x NPS2: 1"x 2" to 8"x10"  
Material:  Carbon steel 150 lbs and 300 lbs  
 Stainless steel 150 lbs and 300 lbs  
Seal:  Metal

The valve works as an automatic pressure releasing regulator activated by the static pressure existing at the entrance to the valve and is characterized by its ability to open instantly and totally. Design in accordance with "ASME code section VIII Div.1". Materials according ASME code section II and ASTM. Connections according ASME/ANSI B16.5 standard. Center to face dimensions according API-526.

Depending on version






-20,2°F to +800°F



2,90 psi to 580,15 psi



Steam/Gases/Liquids

Connection: Female thread NPT x Female thread NPT  
FNPT1 x FNPT2: 3/4"x1 1/4" and 1"x1 1/2"  
Material:  Carbon steel 300 lbs  
 Stainless steel 300 lbs  
Seal:  Metal

The valve works as an automatic pressure releasing regulator activated by the static pressure existing at the entrance to the valve and is characterized by its ability to open instantly and totally. Design in accordance with "ASME code section VIII Div.1". Materials according ASME code section II and ASTM. Connections according ASME B1.20.1 standard.

Depending on version



-20,2°F to +800°F



2,90 psi to 580,15 psi



Steam/Gases/Liquids



EP AP ES AS

## Mod. 685



EP AP ES AS

## Mod. 885 CRYOGENIC

Connection: Male thread NPT x Female thread NPT  
MNPT1 x FNPT2: 3/8"x1/2" to 1"x1"

Material: ■ Bronze. MAWP-522,14 psi  
■ Stainless steel MAWP-522,14 psi

Seal: ○ PTFE (Teflon)  
○ Silicone's rubber  
● Fluoroelastomer (Viton)  
● P Perfluoroelastomer (FFKM)

The valve works as an automatic pressure releasing regulator activated by the static pressure existing at the entrance to the valve and is characterized by its ability to open instantly and totally. Design in accordance with "ASME code section VIII Div.1". Materials according ASME code section II and ASTM. Connections according ASME B1.20.1 standard.

Depending on version



Connection: Male thread NPT x Female thread  
MNPT1 x FNPT2: 3/8"x1/2" to 1"x1"

Material: ■ Bronze. MAWP-522,14 psi  
■ Stainless steel MAWP-522,14 psi

Seal: ○ PTFE (Teflon)

The valve works as an automatic pressure releasing regulator activated by the static pressure existing at the entrance to the valve and is characterized by its ability to open instantly and totally. Design in accordance with "ASME code section VIII Div.1". Materials according ASME code section II and ASTM. Connections according ASME B1.20.1 standard.

Depending on version





# Safety ASME


Full lift safety valve with spring loading. (AIT)



EP AP ES AS

**Mod. 985**

Connection: Male thread NPT x Female thread NPT  
MNPT1 x FNPT2: 3/8"x1/2" and 1/2"x1/2"

Material:  Stainless steel. MAWP-2088,54 psi

Seal:  PTFE (Teflon)

The valve works as an automatic pressure releasing regulator activated by the static pressure existing at the entrance to the valve and is characterized by its ability to open instantly and totally. Design in accordance with "ASME code section VIII Div.1". Materials according ASME code section II and ASTM. Connections according ASME B1.20.1 standard.

Depending on version

 -76°F to +392°F  523,58 psi to 2.088,57 psi  Steam/Gases/Liquids

Normal opening safety valve. (AN)






EP AP ES

**Mod. 285**

Connection: Male thread NPT x Female thread NPT  
NPT1 x NPT2: 1/2" x 1" to 1 1/4" x 2"

Material:  Carbon steel. 300 lbs  
 Stainless steel. 300 lbs

Seal:  PTFE (Teflon)  
 Silicone's rubber  
 Fluoroelastomere (Viton)

The valve works as an automatic pressure releasing regulator activated by the static pressure existing at the entrance to the valve and is characterized by its ability to open instantly and totally.

Depending on version

 -76 °F to +500 °F  2,90 psi to 363,00 psi  Steam/Gases/Liquids



EP

AP

ES

## Mod. 385

Connection: Male thread NPT x Female thread NPT  
FNPT1 x FNPT2: 1/4" x 1" to 1 1/4" x 2"

Material:  Carbon steel.  
 Stainless steel.

Seal:  PTFE (Teflon)

The valve works as an automatic pressure releasing regulator activated by the static pressure existing at the entrance to the valve and is characterized by its ability to open instantly and totally.

Depending on version



-76 °F to +500 °F



364,00 psi to 1015,00 psi



Steam/Gases/Liquids





EP




AP

ES

## Mod. 286

Connection: Flange x Flange  
NPS1 x NPS2: 1" x 2" to 1 1/2" x 3"

Material:  Carbon steel. 300 lbs  
 Stainless steel. 300 lbs

Seal:  PTFE (Teflon)  
 Silicone's rubber  
 Fluoroelastomer (Viton)

The valve works as an automatic pressure releasing regulator activated by the static pressure existing at the entrance to the valve and is characterized by its ability to open instantly and totally.

Depending on version



-76 °F to +500 °F



2,90 psi to 363,00 psi






Steam/Gases/Liquids

# Safety ASME

## Progressive opening safety relief valve. (AP)



### Mod. 186

Connection: Flange x Flange  
FNPT1 x FNPT2: 1"x2" to 8"x10"  
Material:  Carbon steel  
 Stainless steel  
Seal:  Metal

The valve works as an automatic pressure releasing regulator activated by the static pressure existing at the entrance to the valve. Design in accordance with "International Standard ISO 4126-1 Safety Valves".

Depending on version



-20,2°F to +842°F






0,725 psi to 2,9 psi



Steam/Gases/Liquids

### Mod. 185

Connection: Female thread NPT x Female thread NPT  
FNPT1 x FNPT2: 3/4" x 1 1/4" to 1" x 1 1/2"  
Material:  Carbon steel  
 Stainless steel  
Seal:  Metal

The valve works as an automatic pressure releasing regulator activated by the static pressure existing at the entrance to the valve. Design in accordance with "International Standard ISO 4126-1 Safety Valves".

Depending on version



-20,2°F to +800°F



0,725 psi to 2,9 psi



Steam/Gases/Liquids







# Safety EN/ASME

## Vacuum breaker safety valve



### Mod. 785

Connection: Male thread NPT x Free admission  
 MNPT1 x 6ØB: 3/8"x6ØB to 1"x6ØB  
 Material:  Brass. 150 lbs  
                Stainless steel 150 lbs  
 Seal:  Silicone's rubber  
         Fluoroelastomer (Viton)

The valve acts as an automatic regulator of pressure drops and prevents the creation of a vacuum inside pressurised installations or vessels.

Depending on version

  
 -58°F to +302°F


  
 -0,73 psi to -5,80 psi

  
 Gases

## Multi-stage diffusion silencers



### Mod.005 EN ASME/ANSI ASME/FNPT ASME/MNPT ASME/SW ....others to be agreed

Connection: Flange  
                   Male thread  
                   Female thread  
                   Male thread NPT  
                   Female thread NPT  
                   SW welding end  
 DN: To be agreed  
 R: To be agreed  
 Material:  Carbon steel

During the expansion process for compressible substances such as gases, steam or air, one of the main problems is noise pollution. The noise is caused by opening the valve and discharging the expanded fluid at the speed of sound. Silencers are a great way to reduce this noise, caused by discharging the valve, bringing it down to allowable levels.

They are used in places such as power, chemical and petrochemical plants to discharge safety valves, control valves, etc. in pressure lines and equipment that convey compressible substances such as steam, air, carbon dioxide, helium, methane, nitrogen, oxygen and other gases.

They achieve noise reductions of more than 50 dB without any additional acoustic absorption materials.

Depending on version

  
 +540°C

  
 To be agreed

  
 Steam/Gases

# Safety EN/ASME

## Test bench for safety valves



## Controlled safety pressure relief System CSPRS



### Mod.000 EN ASME/ANSI ASME/FNPT ASME/MNPT ASME/SW... others to be agreed

Connection: Mechanical clamps  
DN: 8 to 125

Test bench for regular inspections and setting and resetting safety valves. Ideal for distributors, maintenance companies or with in-house maintenance.

It allows safety valves to be adjusted, tested and/or checked to the test pressure (setting)  $P_e$  while cold (simulating service conditions), matching the opening pressure  $P_s$  and the closing pressure  $P_c$ , in accordance with the standard regulations.

Design in accordance with the requirements of machine directive 2006/427/EC and the pressure equipment directive (2014/68/EU).



+15°C to +30°C



200,00 bar



Air/Nitrogen

### Mod. 004

Controlled safety pressure relief system CSPRS valves are mainly used where conventional direct-loaded spring action valves cannot guarantee the opening and closing margins that certain specific conditions of service demand.

The objective is to help the closure by means of pressure so that the valve remains completely watertight until reaching the set pressure and/or to activate the opening with pressure. Once evacuated and in keeping with a previous adjustment, to assist with closing pressure, to once again achieve closure with the desired watertightness.

This allows us to:


- Stabilise the functioning in critical applications of one or several valves.
- Improve performance, position, repeatability and operational efficiency.
- Improve the opening-closure hysteresis.
- Reduce product losses and minimise them in the case of working with several valves at staggered pressures, if conditions so permit.
- Increase the operating pressure of the system up to 99.9% of the set pressure.

The control safety pressure relief system CSPRS device can be used with any safety valve available in the market.



# Check-Filters

## Disc check valve



### Mod. 170 EN ASME/ANSI

Connection: For placing between flanges  
DN: 15 to 100

Material: ■ Bronze. PN-16  
■ Carbon steel PN-40  
■ Stainless steel PN-40

Seal: ● Metal

Disc check valve with centering ring for placing between flanges in accordance with DIN, UNE, ANSI, BS, etc. DN -15 to 100.

Face-to-face dimensions in accordance with EN-558, basic series 49.

Depending on version



### Mod. 172 EN ASME/ANSI

Connection: For placing between flanges  
DN: 125 to 300

Material: ■ Cast iron PN-16  
■ Bronze. PN-16  
■ Carbon steel PN-40  
■ Stainless steel PN-40

Seal: ● Metal

Disc check valve with centering ring for placing between flanges in accordance with DIN, UNE, ANSI, BS, etc. DN -125 to 300.

Face-to-face dimensions in accordance with EN-558, basic series 49 and 51.

Depending on version





# Check-Filters

## Piston check valve



### Mod. 179 EN ASME/FNPT ASME/SW

Connection: Female thread GAS  
Female thread NPT  
Socket welding ends SW  
R: 1/4" to 2"  
Material: ■ Brass. PN-200  
■ Carbon steel PN-250  
■ Stainless steel PN-250  
Seal: ● Metal

Check valve with spring operated piston closure.

Depending on version

  
-60°C to +400°C

  
250,00 bar

  
Steam/Gases/Liquids

## Y filters




### Mod. 090 EN ASME/ANSI

Connection: Flange x Flange  
DN: 15 to 200  
Material: ■ Nodular iron. PN-16  
■ Carbon steel PN-40  
■ Stainless steel PN-40

It enables the filtration and accumulation of suspended solid particles, dragged by fluids, for their subsequent removal. In this way, we protect water control and regulation equipment underneath the filter and prevent collateral damage.

Depending on version

  
-60°C to +400°C


  
40,00 bar

  
Steam/Gases/Liquids

# Steam traps- Separators

## Thermodynamic

### Thermodynamic steam trap



#### Mod. 191 EN ASME/FNPT ASME/SW

Connection: Female thread GAS  
Female thread NPT  
Socket welding ends SW  
R: 1/4" to 2"  
Material: Stainless steel PN-40

It enables the filtration and accumulation of suspended solid particles, dragged by fluids, for their subsequent removal. In this way, we protect water control and regulation equipment underneath the filter and prevent collateral damage.

Depending on version



041-04 without filter

043-044 with filter

#### Mod. 041 EN ASME/FNPT ASME/SW

#### Mod. 043 EN ASME/FNPT ASME/SW

Connection: Female thread GAS  
Female thread NPT  
Socket welding ends SW  
R: 1/2" to 1"  
Material: Stainless steel PMA. 63 bar  
Seal: Metal

#### Mod. 042 EN ASME/ANSI

#### Mod. 044 EN ASME/ANSI

Connection: Flange x Flange  
DN: 15 to 25  
Material: Stainless steel PMA. 63 bar  
Seal: Metal

For the extraction of steam condensates.  
For use in: steam piping, irons, laundries, tanks and vessels with condensate discharge, multiple plate presses, vulcanizing autoclaves, pressure reduction equipment, etc.

Depending on version





# Steam traps- Separators

## Mechanical

### Float and thermostatic steam trap





241



243

244

#### Mod. 241 EN ASME/FNPT

Connection: Female thread GAS  
Female thread NPT  
R: 1/2" to 1"  
Material:  Cast iron. PMS-14 bar  
Seal:  Metal

#### Mod. 243 EN ASME/FNPT ASME/SW

Connection: Female thread GAS  
Female thread NPT  
Socket welding ends SW  
R: 1/2" to 1", 1 1/2" and 2"  
Material:  Carbon steel PMS-14 bar  
Seal:  Metal

#### Mod. 244 EN ASME/ANSI

Connection: Flange x Flange  
DN: 15 to 25, 40 and 50  
Material:  Carbon steel PMS-14 bar  
Seal:  Metal

To extract saturated or super-heated medium or low-pressure steam condensates. Applicable to: steam piping, heat exchangers, plants with automatic temperature control, etc., in the chemical and petrochemical industries, etc.



Depending on version



### Inverted bucket steam trap



#### Mod. 343 EN ASME/FNPT

Connection: Female thread GAS  
Female thread NPT  
R: 1/2" to 1"  
Material:  Cast iron. PN-16  
Seal:  Metal

To extract saturated or super-heated low-pressure steam condensates. Applicable to: steam piping, heat exchangers, plants with automatic temperature control, etc., in the chemical and petrochemical industries, etc.

Depending on version





## Thermostatics

### Bimetallic steam trap



143

144

#### Mod. 143 EN ASME/FNPT ASME/SW

Connection: Female thread GAS  
Female thread NPT  
Socket welding ends SW  
R: BP 1/2" and 3/4"  
MP 1/2" and 3/4"  
AP 1/2" to 1"

Material: ☒ Carbon steel BP. PN-40  
☒ Carbon steel MP. PN-40  
☒ Carbon steel AP. PN-100

Seal: ☒ Metal

#### Mod. 144 EN ASME/ANSI

Connection: Flange x Flange  
DN: BP 15 to 25  
MP 15 to 25  
AP 15 and 25

Material: ☒ Carbon steel BP. PN-40  
☒ Carbon steel MP. PN-40  
☒ Carbon steel AP. PN-100

Seal: ☒ Metal

For the extraction of steam condensates.  
Applicable in: steam piping, heat exchangers, chemical and petrochemical industries,... etc.

Depending on version



+450°C



80,00 bar



Steam

### Thermostatic steam trap



443

444

543

#### Mod. 443 EN ASME/FNPT ASME/SW

Connection: Female thread GAS  
Female thread NPT  
Socket welding ends SW  
R: 1/4" to 1"

Material: ☒ Stainless steel PMS-22 bar

Seal: ☒ Metal

#### Mod. 444 EN ASME/ANSI

Connection: For placing between flanges  
DN: 15 to 25

Material: ☒ Stainless steel PMS-22 bar

Seal: ☒ Metal

#### Mod. 543 EN ASME/FNPT

Connection: Female thread GAS  
Female thread NPT

R: 1/2"

Material: ☒ Stainless steel PMS-22 bar

Seal: ☒ Metal

To extract saturated or super-heated medium or low-pressure steam condensates. Applicable to: steam piping, irons, laundries, vessels with condensate discharge, cooking pots, sterilizers, heat exchangers, multiple dish presses, vulcanizing autoclaves, calenders, pressure reducing equipment, etc.

Depending on version



+250°C



22,00 bar



Steam

# Steam traps- Separators

## Ultrasonic leak detector



### Mod. 003

Material:  Plastic ABS -Stainless steel

To detect leaks:  
– In condensate purgers.  
– In valve seals.

Checking for wear on bearings.  
Solving mechanical problems in general.  
Ultrasound is directional and localisable. In a noisy environment we can remove or block the distorting ultrasounds.  
During preventive maintenance, we should place the stethoscope properly and we will detect, audibly and visually, the leaks that are affecting us. We can take corrective action, safeguarding the environment, saving energy, time and consequently money.

It meets and exceeds the requirements of ASTM E1002-2005 for Leak Detection.

Depending on version




## Steam condensate separator



### Mod. 944 EN ASME/ANSI

Connection: Flange x Flange

DN: 15 to 350

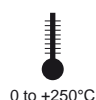
Material:  Carbon steel. PN-16

 Carbon steel. PN-40

Seal:  Metal

To remove condensate from steam lines. Applicable in; ironing machines, laundries and dry cleaners, cooking pots, textile machinery, drying cylinders, autoclaves, steam ovens, distilleries, heat exchangers, food industries, chemical laboratories, etc.

Depending on version



# Reducing-Mixing

## Direct action pressure reducing valve



## Steam-water mixing valve



### Mod. 513 EN ASME/FNPT

Connection: Female thread GAS  
Female thread NPT  
R: 1/2" to 1"  
Material: Nodular iron. PN-25  
 Carbon steel PN-40  
 Stainless steel PN-40  
Cierre: Metal

### Mod. 514 EN ASME/ANSI

Connection: Flange x Flange  
DN: 15 to 25  
Material: Nodular iron. PN-25  
 Carbon steel PN-40  
 Stainless steel PN-40  
Seal: Metal

For steam and gases. (For liquids, consult our technical department).  
Suitable for application in: ironing machines, laundries and dry cleaners', cooking vats, textile machinery, drying cylinders, autoclaves, steam ovens, distilleries, heat exchangers, the food industry, chemical laboratories, etc.

Depending on version



### Mod. 614 EN ASME/ANSI

Connection: Flange x Flange  
DN: 25 to 50  
Material: Carbon steel PN-16  
Seal: Metal

For steam and gases. Suitable for application in: ironing machines, laundries and dry cleaners', cooking vats, textile machinery, drying cylinders, autoclaves, steam ovens, distilleries, heat exchangers, the food industry, chemical laboratories, etc.

Depending on version



### Mod. 253 EN ASME/FNPT

Connection: Female thread  
R: 1/2", 3/4", 1" and 1 1/2"  
Material: Bronze. PN-16  
Seal: PTFE (Teflon)

Depending on version




### Water gun PI. 1

Connection: Female thread  
R: 1/2"  
Material: Bronze (coated with synthetic rubber)  
Seal: Fluoroelastomer (Viton)

In installations with steam, the steam can be mixed with cold water to obtain instant hot water in the most economical way.  
Can be used in packaging plants, dairies, detergent plants, slaughterhouses, meat processing plants, hospitals,... etc.  
For cleaning floors, vehicles, toilets, tanks, filters,... etc.  
In the manufacture of food, chemical, paper and tannery products,... etc.

Depending on version






# Float-Buoys

## Float valves



## Buoys



### Mod. 150 EN ASME/ANSI

Connection: Flange  
 DN: 15 to 65  
 Material: Stainless steel PN-16  
 Seal: Silicone's rubber

### Mod. 151 EN ASME/MNPT

Connection: Male thread GAS  
 Male thread NPT  
 R: 3/8" to 2 1/2"  
 Material: Stainless steel PN-16  
 Seal: Silicone's rubber

To control the level of liquids in tanks, deposits, etc.

Depending on version



-60°C to +200°C



16,00 bar



Liquids

### Mod. 152

Material: Stainless steel

#### Flat:

Ø150x60. Female thread. M10  
 Ø150x60. Sliding (Ø8 mm. internal)

Ø200x80 and Ø250x95. Female thread. M10  
 Ø300x115 and Ø350x130. Female thread. M12

#### Cylindrical:

Ø40x50. Male thread. M4  
 Ø40x50. Sliding (Ø4 mm. internal)

Ø60x120. Female thread. M6. (With or without Epoxy coating)  
 Ø60x120. Sliding (Ø6 mm. internal). (With or without Epoxy coating)

#### Spherical:

Ø60. Dowel Ø4,5 mm.  
 Ø60. Female thread. M4  
 Ø90. Female thread. M10  
 Ø105. Sliding (Ø18 mm. internal)  
 Ø110 and Ø150. Female thread. M10  
 Ø200 and Ø300. Female thread. M12

Depending on version



-60°C to +200°C



Liquids

# Control-Regulation

## Stop valve with bellow seals




## Thermal and acoustic insulation textile jackets





### Mod. 248 EN ASME/ANSI

Connection: Flange x Flange

DN: 15 to 200

Material:  Nodular iron. PN-16

 Carbon steel PN-40

 Stainless steel PN-40

Seal:  Metal

Stop valve with bellow seals, maintenance-free, designed with external spindle and support guide, thus avoiding the atmospheric emissions of conventional valves.

Depending on version



-40 to +400°C



40,00 bar



Steam/Gases/Liquids

### Mod. 008 EN ASME/ANSI

Connection: VYC thermal and acoustic insulation textile jackets are designed and manufactured to measure for our valves, but we are able to adjust them to any other valve or installation on the market. Remember that only our original products will offer the maximum guarantee.

Material: Fibreglass with external silicone coating

They help to reduce heat loss, protect against frost and adverse weather conditions, noise attenuation and work as a preventive measure in work-place safety, etc.

Depending on version



+500°C



Steam/Gases/Liquids



# Control-Regulation

## Siphon tube. For pressure gauges



Connection: Male thread GAS  
Male thread NPT  
R: 1/4" to 1/2"  
Material: Carbon steel B40  
 Stainless steel CL300

### Sleeve and nuts

Connection: Female thread GAS  
Female thread NPT  
R: 1/4" to 1/2"  
Material: Brass.  
 Stainless steel

Prevents breakdowns and misalignments in pressure gauges.  
Absorbs abrupt pressure changes or water hammer which cause malfunctioning pressure gauges.  
Isolates the pressure gauge from extreme temperatures by creating thermal isolation space.  
If working with steam, ensure that the pressure gauge is activated by water condensation and not by steam.

Depending on version



-60°C to +400°C



63,00 bar



Steam/Gases/Liquids

## Needle valve



Connection: Female thread GAS  
Female thread NPT  
Socket welding ends SW  
R: 1/4" to 2"  
Material: Brass. PN-200  
 Carbon steel PN-250  
 Stainless steel PN-250  
Seal: Metal

For liquids, gases and steam.  
For use in hydraulic, pneumatic, heating and steam systems, chemical and food industries, etc.

Depending on version



-60°C +400°C



250,00 bar




Steam/Gases/Liquids



# Bleeding for steam boilers

## Blowdown valve for bleeding dirt and sludge For steam boilers



### Mod. 460 EN ASME/ANSI

Connection: Flange x Flange  
DN: 25 to 50  
Material:  Carbon steel PN-40  
Seal:  Metal

The water in the boiler contains salts, which are built up by the continuous evaporation. If these salts are not eliminated, bubbles and foam are formed when the density of the water increased.

To prevent these lime deposits forming, the water supply must be suitably treated, with the result that certain salts are changed producing impurities which form sludge and encrusted deposits which then adhere to the sides or the bottom of the boiler and to the combustion tubes, together with particles of dirt, remains of electrodes, carbonic acid, oxygen, etc. This leads to a high level of rust which may:

- Destroy the metal plate of the boiler, causing high maintenance costs.
- Produce thermic voltages, causing cracks in the metal plate and soldering cord.
- Notably slow down thermic transmission, meaning an unnecessary and excessive consumption of fuel.

Depending on version



### Mod. 660 EN ASME/ANSI

Connection: Flange x Flange  
DN: 20 to 50  
Material:  Carbon steel PN-40  
Seal:  Metal

The water in the boiler contains salts, which are built up by the continuous evaporation. If these salts are not eliminated, bubbles and foam are formed when the density of the water increased.

To prevent these lime deposits forming, the water supply must be suitably treated, with the result that certain salts are changed producing impurities which form sludge and encrusted deposits which then adhere to the sides or the bottom of the boiler and to the combustion tubes, together with particles of dirt, remains of electrodes, carbonic acid, oxygen, etc. This leads to a high level of rust which may:

- Destroy the metal plate of the boiler, causing high maintenance costs.
- Produce thermic voltages, causing cracks in the metal plate and soldering cord.
- Notably slow down thermic transmission, meaning an unnecessary and excessive consumption of fuel.

Depending on version



# Bleeding for steam boilers

## Blowdown valve for automatic bleeding dirt and sludge For steam boilers



MP-2

### Mod. 660-A EN ASME/ANSI

Connection: Flange x Flange  
DN: 20 to 50  
Material:  Carbon steel PN-40  
Seal:  Metal

### Programmable control for automatic bleeding of dirt and sludge MP-2

Connection: Air inlet 1/8"  
Control and discharge tube Ø6/4 mm.  
Tension: 220 V.A.C. ±10% 50/60 Hz.

The water in the boiler contains salts, which are built up by the continuous evaporation. If these salts are not eliminated, bubbles and foam are formed when the density of the water increased. To prevent these lime deposits forming, the water supply must be suitably treated, with the result that certain salts are changed producing impurities which form sludge and encrusted deposits which then adhere to the sides or the bottom of the boiler and to the combustion tubes, together with particles of dirt, remains of electrodes, carbonic acid, oxygen, etc. This leads to a high level of rust which may:

- Destroy the metal plate of the boiler, causing high maintenance costs.
- Produce thermic voltages, causing cracks in the metal plate and soldering cord.
- Notably slow down thermic transmission, meaning an unnecessary and excessive consumption of fuel.


Depending on version



## Continuous desalting valve For steam boilers



### Mod. 560 EN ASME/ANSI

Connection: Flange x Flange  
DN: 15 to 25  
Material:  Carbon steel PN-40  
Seal:  Metal

The continuous desalting valve is used to empty an adjustable quantity of water from the steam boiler, removing:

- Organic matter and mineral salts in solution. (Calcium, magnesium, sodium, potassium, iron, bicarbonate ions, chlorides, sulphates, nitrates, ...etc.).
- Solid materials in suspension. (Sand, clay, metal residues, rock residues, organic matter, ...etc.).

The continuous bleeding process prevents:

- Damage caused by erosion and perforation, entailing the following high costs:

- Direct: Replacement or repair of materials.
- Indirect: Stoppages, product losses, ...etc.

- Danger of boiler explosion.

And reduces:

- Incrustations and sediments caused by precipitation of calcium and magnesium salts, which obstruct thermic transmission and which cause unnecessary and excessive fuel consumption.
- Foam formation caused by excessive saline concentration, with its corresponding drag.

Depending on version





## Automatic continuous desalting valve For steam boilers



EC-1

560-A

RD-1

ARD-1

## Samples water-cooler For steam boilers



### Mod.560-A EN ASME/ANSI

### Mod.560 DRM-1 EN ASME/FNPT

Connection: Flange x Flange  
DN: 15 to 25  
Material: Carbon steel PN-40  
Seal: Metal  
Servomotor voltage: 220 V.A.C.  $\pm 10\%$  50/60 Hz.  
**Desalting controller** With assembly cupboard. ARD-1  
Without assembly cupboard. RD-1  
Voltage: 220 V.A.C.  $\pm 10\%$  50/60 Hz.

#### Conductivity electrode EC1

Connection: Male thread  
R: 1"  
Material: PTFE (Teflon)-Stainless steel  
PMS-32 bar

#### Electrode connection collector

Connection: Flange  
DN: 20  
Material: Carbon steel PN-40  
Blow off valve: Mod. 999 de 1/2" with simple joint plug

Connection: Sampling circuit: Tube  $\varnothing 6/8$ mm.  
Refrigeration circuit: Female thread 1/2"  
Material: Stainless steel.  
Sampling circuit. PMS-140 bar  
Refrigeration circuit. PMS-10 bar

The conductivity electrode EC-1, the desalting controller RD-1 and the continuous desalting valve with servomotor allow the automatic desalting process of boiler water which eliminates:

- Organic matter and mineral salts in solution. (Calcium, magnesium, sodium, potassium, iron, bicarbonate ions, chlorides, sulphates, nitrates, ...etc.).
- Solid materials in suspension. (Sand, clay, metal residues, rock residues, organic matter, ...etc.).

The continuous bleeding process prevents:

- Damage caused by erosion and perforation, entailing the following high costs:
  - Direct: Replacement or repair of materials.
  - Indirect: Stoppages, product losses, ...etc.
- Danger of boiler explosion.

And reduces:

- Incrustations and sediments caused by precipitation of calcium and magnesium salts, which obstruct thermic transmission and which cause unnecessary and excessive fuel consumption.
- Foam formation caused by excessive saline concentration, with its corresponding drag.

This combination of measuring, comparison and control ensures minimum water loss and thus gives considerable energy savings.

Depending on version



+300°C



40,00 bar



Steam/Liquids

Efficient monitoring of the purging of salts, dirt and sludge in a steam boiler requires regular analysis of the water in order to verify that its parameters are within the ideal levels of salinity and alkalinity demanded by law. All the Continuous desalting valve (Mod. 560 and 560-A) are provided with taps for obtaining samples. As the water is extracted continuously 30 ÷ 50 mm. below the minimum level, the collection level is ideal and does not interfere with the control and level regulation devices. Direct sampling is incorrect:

- Losses by expansion increase the density of the water and falsify results.
- There is an obvious physical risk involved.

The basic premise for conducting analyses correctly is to bring the samples from the tap of the Continuous desalting valve to the Samples water-cooled DRM-1, and bring them down to between 24 ÷ 26°C.

Depending on version



+340°C



140,00 bar




Steam/Liquids



# Automatic level controller

## Sliding buoy type automatic level controller




290


291

262

### Mod. 290

Connection: Bracket with 2 screws M.8 x ...  
Material:  Stainless steel  
Standard level fluctuation: 495 mm.  
Buoy: Ø150x60 sliding  
Maximum n° of switches: 1

### Mod. 291 EN ASME/MNPT

Connection: Male thread GAS  
Male thread NPT  
R: 2 1/2"  
Material:  Stainless steel - Brass. PMS-19 bar  
Standard level fluctuation: 3.000 mm.  
Maximum level fluctuation: 30.000 mm.  
Buoy: Ø60x120 sliding  
Maximum n° of switches: 1

This device guarantees automatic, safe and reliable control, regulation and signalling of the level of liquids in: wells, tanks, cisterns, etc.

Depending on version



## Buoy type automatic level controller





CC

CM

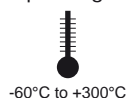
SC

### Mod. 076 EN ASME/ANSI

Connection: Flange  
DN: 25  
Connection (SC): Flange with 4 screws M. 16x40  
Material:  Cast iron. PN-16  
 Stainless steel PN-16 (SC)  
Standard level fluctuation: 120 mm.  
Buoy: Ø60x120  
Maximum n° of switches: 10  
Distance between centres of flanges: 190 or 250 mm.  
Viewer (CM): F =Front. D =Right. I =Left  
Blow off valve: Mod. 999 1/2" with simple joint plug

This device guarantees automatic, safe and reliable control, regulation and signalling of the level of liquids in: steam boilers, pressurised vessels, pre heaters, processes, etc.

Depending on version



### Mod. 262

Connection: M.4  
Voltage: 220 V.A.C  
To be meant for Mod. 290, 291 and 076

## Electrode based electronic level controller For steam boilers



## Modulating electrode based electronic level controller For steam boilers



### Mod. 176 EN ASME/MNPT

#### Level controller. RN-1 Minimum level safety controller. RS-1

Voltage: 220 V.A.C.  $\pm 10\%$  50/60 Hz.

#### Level electrode. EN-1 Minimum level safety electrode. ES-1

Connection: Male thread  
R: 1"

Material: ☐ PTFE (Teflon)- Stainless steel  
PMS-32 bar

Measuring standard length: 700 mm

#### Electrode connection colector

Connection: Flange  
DN: 25

Material: ☒ Carbon steel PN-40

Maximum n° of electrodes: 1 or 3

Distance between centres of flanges: 190 or 250 mm.

Blow off valve: Mod. 999 1/2" with simple joint plug

### Mod. 276 EN ASME/MNPT

#### Modulating level controller. RAC-1. RAC-2. RAC-3

Tension: 220 V.A.C.  $\pm 10\%$  50/60 Hz.

#### Modulating level electrode. EAC-1

Connection: Male thread  
R: 1"

Material: ☐ PTFE (Teflon)-  
Stainless steel PMS-32 bar

Measuring standard length: 300 to 1.500 mm.

#### Electrode connection colector

Connection: Flange  
DN: 25

Material: ☒ Carbon steel PN-40

Maximum n° of electrodes: 1 or 3

Distance between centres of flanges: 190 ó 250 mm.

Blow off valve: Mod. 999 1/2" with simple joint plug

This device guarantees a safe and reliable control, regulation and electronic signalling of the level of electrically conducting liquids in: steam and hot water boilers, autoclaves, pre heaters, pressure vessels, feed water and condensates tanks, processes, etc.

This device, when combined with a motorised valve, ensures the continuous control and display of the level, with a high and low level alarm for: steam and hot water boilers, autoclaves, pre -heaters, pressured vessels, condensation and feed water tanks, processing, etc. Applicable to steam boilers in accordance with TRD-602, TRD-604 (24/72 hours) and EN-12953 Part 6 (24 hours).

Depending on version



+238°C



32,00 bar



Steam/Liquids

Depending on version



+238°C



32,00 bar



Steam/Liquids

# Window sight glasses- Level indicators

## Window sight glasses

## Transparency round glasses

### For window sight glasses



Model 265



Model 365



Model 366



### Mod. 265 EN ASME/FNPT ASME/SW

Connection: Female thread GAS  
Female thread NPT  
Socket welding ends SW  
R: 1/2" to 1"  
Material: ☐ Carbon steel PN-40  
☐ Stainless steel PN-40

### Mod. 365 EN ASME/FNPT ASME/SW

Connection: Female thread GAS  
Female thread NPT  
Socket welding ends SW  
R: 1/2" to 2"  
Material: ☐ Carbon steel PN-40  
☐ Stainless steel PN-40

### Mod. 366 EN ASME/ANSI

Connection: Flange x Flange  
DN: 15 to 200  
Material: ☐ Carbon steel PN-16, PN-40  
☐ Stainless steel PN-40

To verify the flow, direction and condition of liquid in a section of piping. It helps detect blockages in valves, filters and other line equipment. In particular, it enables verification of correct operation of the condensate traps, ensuring that there are no steam leaks, with the cost this would entail. It also enables observation of a product's viscosity, turbidity and, in particular, its colour in the different phases of its production process. Applicable to: piping conveying liquids, steam and condensates, among others, in any type of industry: chemical, petrochemical, pharmaceutical, food and more.

Depending on version



-60°C to +280°C



40,00 bar



Steam/Gases/Liquids

### Mod. 006

Type: Transparency 45x10  
63x10  
63x15  
80x12  
80x20  
100x15  
100x25  
125x20  
125x30  
150x25  
150x30  
175x25  
175x30  
200x30  
250x30

Material: ☒ Borosilicate  
☐ Graphite (Joints)

For visual checking of the level of liquids in all types of vessel, including those under pressure, in special thermal and chemical conditions. Also for checking processes. The quality of the sight glass satisfies the most demanding safety standards and industry guarantees in general.

Depending on version



+300°C



40,00 bar



Steam/Gases/Liquids



## Round-dowel level indicator



## Square-dowel level indicator



### Mod.166-ER EN ASME/ANSI Round-dowel level indicator box

Connection: Round-dowel Ø 20 mm.

Box n°: 0 al X

Material: ■ Carbon steel PN-16. PN-40  
■ Stainless steel PN-40

For use in boilers, receivers, cisterns, reservoirs, ...etc., to control the level of liquids, gases and steam.  
A multiple-slot poly prismatic viewer allows the level to be optically read, clearly differentiating liquid and gas phases from liquid ones.

Depending on version



-60°C to +400°C



40,00 bar



Steam/Gases/Liquids

### Mod.166-EC EN ASME/ANSI Square-dowel level indicator box

Connection: Square-dowel □18 mm.

Box n°: 0 al X

Material: ■ Carbon steel PN-16. PN-40  
■ Stainless steel PN-40

Purge tap: Mod. 999 3/8" with simple joint plug

For use in boilers, receivers, cisterns, reservoirs, ...etc., to control the level of liquids, gases and steam.  
A multiple-slot poly prismatic viewer allows the level to be optically read, clearly differentiating liquid and gas phases from liquid ones.

Depending on version



-60°C to +400°C



40,00 bar



Steam/Gases/Liquids

### Mod.666 EN ASME/ANSI Level gauges

Connection: Flange

DN: 20 and 25

Material: ■ Carbon steel PN-16  
■ Carbon steel PN-40  
■ Stainless steel PN-40

Seal: ● Metal

Blow off valve: Mod. 999 3/8" with simple joint plug

### Mod.466 EN ASME/ANSI Level gauges

Connection: Flange

DN: 20 and 25

Material: ■ Carbon steel PN-16  
■ Carbon steel PN-40  
■ Stainless steel PN-40


Seal: ● Metal

# Window sight glasses- Level indicators

## Reflection and transparency glasses For level indicator box



## Mica shield For level indicator box






### Mod. 066

### Mod. 066-PM

Type reflection: A 5 prisms 0 to IX  
B 5 prisms 0 to IX  
H 5 prisms 0 to IX

Type transparency: A V to IX  
B V to IX  
H V to IX

Material:  Borosilicate  
 Klingerit cardboard type (Joint)  
 Graphite (Joint)

For visual checking of the level of liquids in all types of vessel, including those under pressure, in special thermal and chemical conditions. Also for checking processes. The quality of the sight glass satisfies the most demanding safety standards and industry guarantees in general.

Depending on version



+243°C



100,00 bar



Steam/Gases/Liquids

Type: A I to X  
B/H I to X

Material:  Natural muscovite mica

In combination with transparent glasses the life of these is increased when working at high pressures and temperatures.

Also, they are protected from erosion, which results from the effects of the corrosive chemical components, alkaline solutions, boiler water, steam, caustic products, hydrofluoric acids, hot and concentrated phosphoric acids, sodium and potassium hydroxides and other contaminating, viscous or corrosive media.

Applicable in level indicators for electrical generation plants, thermal power plants, petroleum refineries, petrochemical plants, pressure vessels, fertilizers, sugar refining plants, paper mills,... etc..

Depending on version



+600°C



392,00 bar



Steam/Gases/Liquids

## Blowoff valve




### Mod. 999 EN ASME/FNPT

Connection: Female thread x Female thread

R: 3/8" and 1/2"

Material:  Stainless steel PMS-56 bar

Seal:  PTFE (Teflon)-Metal

Depending on version



-60°C to +260°C



56,00 bar



Steam/Gases/Liquids



**VYC**

